

My Visit to the Virginia Museum of Fine Arts

Social Narrative for
Pre-K Guided Group Visit



VIRGINIA MUSEUM OF FINE ARTS

200 N Arthur Ashe Boulevard | Richmond, VA

Today, I am going to visit the Virginia Museum of Fine Arts! I am so happy to learn about art from all over the world!



The bus driver will drop my class off at the Student Group Entrance. I will then enter the doors of the museum.



When I enter, there will be a security guard behind a desk. They can help if I have any questions.

The Atrium has large windows, and some areas may be very bright. I can cover my eyes or ask to borrow a pair of sunglasses at the Visitor Services Desk.



I will sit on a long bench in the Atrium and wait for instructions from my Early Childhood teacher, who is there to show me around the museum.




Student Coat Room



If I have a bag or coat, I can leave them in the Student Coat Room. The Early Childhood teacher will bring out a cart, and I can place my items on that cart.

I will need to follow the museum's Visitor Policies. These rules are for my own safety, and they protect the art, too. Signs in the galleries will help me remember what some of these rules are.



Museum Hands:
Keep the art safe by
keeping your hands
to yourself.



Snack Later: Eating
and drinking are not
allowed in the galleries.

Exceptions apply to bottle- or
breast-feeding of infants.



Leave Belongings:
Leave your bags
and coats with Coat
Check or in your
classroom.



Stick Together:
Walk slowly to keep
the group together
for safety and for
ease of discussions.

LETTIE PATE EVANS ORIENTATION GALLERY

Tempted to touch?

Did you know art can be damaged by even the slightest touch? No matter how clean your hands are, natural oils on your skin can start a chemical reaction with just one touch. Some materials are so delicate they can even be broken by touch.

Please don't touch the art to keep it safe for future generations.

wood

painted
canvas

See what happens
if you touch!

In the Start Space, there are activities to get me thinking about my visit and things that I can touch.


I can use the elevators or the stairs to get to the museum's different levels.



In the galleries, I may see museum staff wearing dark blue shirts and VMFA badges. They can tell me more about the museum and help me find my way.

They are there to protect the art and may remind me of the rules.





Some galleries have videos that may be loud. I can cover my ears when I go by or borrow a pair of headphones from a museum staff member at Visitor Services.

Certain artworks have alarms that will make a loud noise if I get too close. I will remember to keep my arms close to my body.




In a few areas of the museum, I might encounter smells from food or from materials used in artwork.





In the studio, I will do art activities. The art supplies may be messy, but that is okay. I can let my teacher know if I need help.

If I get tired, I can take a rest on benches and chairs in the galleries. If I get overwhelmed, I can go with an adult to a quiet space.



When it's time to leave the museum, I will use the Student Group Exit on Level 1. The museum has been so much fun, and I will come back again!

