

# My Visit to the Virginia Museum of Fine Arts

Social Narrative for Self-Directed  
Student Group Visit

The logo for the Virginia Museum of Fine Arts (VMFA) features the letters 'VMFA' in a large, white, serif font. The 'V' and 'M' are connected, and the 'F' and 'A' are also connected. The letters are set against a solid blue background.

VIRGINIA MUSEUM OF FINE ARTS

200 N. Arthur Ashe Boulevard | Richmond, VA

Today I am going to visit the Virginia Museum of Fine Arts. I'm so happy to learn about art from all over the world!



My bus driver will drop my class off at the School Group Entrance. I will then enter the doors of the museum.



When I enter, I will see a security guard behind a desk. They will help me if I have any questions.

I will sit on a long bench in the Atrium and wait for instructions from my group leader. My group leader will show me around the museum and answer any questions I have.



The Atrium has large windows, and some areas may be very bright. I can cover my eyes or ask to borrow a pair of sunglasses from a staff member at Visitor Services.




Student Coat Room



If I have a bag or coat, I can leave them in the Student Coat Room.

I will need to follow the museum's gallery guidelines. These rules are to protect me and the art. Signs in the museum will help me remember these rules. My teacher has access to the full list of gallery guidelines.




Please do not touch the art.



Eating and drinking are not allowed in the galleries.



Store coats and bags at Coat Check.



Write with only graphite pencils when in the galleries.

## Tempted to touch?

Did you know art can be damaged by even the slightest touch? No matter how clean your hands are, natural oils on your skin can start a chemical reaction with just one touch. Some materials are so delicate they can even be broken by touch.

Please don't touch the art to keep it safe for future generations.

wood


painted  
canvas

See what happens  
if you touch!



In the Start Space, there are activities to get me thinking about my visit and things that I can touch.

I can use the elevators or the stairs to get to the museum's different levels.



In the galleries, I may see museum staff wearing dark blue shirts and VMFA badges. They can tell me more about the museum and help me find my way.

They are there to protect the art and may remind me of the rules.





In a few areas of the museum, I might encounter smells from food or from materials used in artwork.





Some artworks have videos that may be loud. I can cover my ears when I go by or borrow a pair of headphones from Visitor Services.




Certain artworks have alarms that will make a loud noise if I get too close. I will remember to keep my arms close to my body.



If I get hungry, I can buy food and eat in the museum's café or restaurant. If I brought my own food, I can eat it outside in the Sculpture Garden.

If I get tired, I can take a rest on benches and chairs in the galleries. If I get overwhelmed, I can go with an adult to a quiet space.



When it's time to leave the museum, I will use the Student Group Exit on Level 1. My bus driver will be waiting for my class. The museum has been so much fun, and I will come back again!

